




Bibliography

Reveos™ Automated Blood Processing System

















This list of articles, organized by journal, has been compiled by Terumo Blood and Cell Technologies to summarize features and functionality of the Reveos™ system. This list is not exhaustive and is not intended to encompass or represent all published information. It encloses abstracts and full articles published before October 2023. Terumo Blood and Cell Technologies may have supplied equipment, accessories, and/or funds to research organizations in support of some of the selected studies. To obtain a full copy of any of the articles, please contact the journal noted in the citation or your local reference center/library.




























To facilitate finding the information you are looking for, all articles have been categorized using the following icons:

-  For articles about workflow, productivity and efficiency
-  For articles about flexibility in human resources and utilization of pathogen reduction technologies to blood components processed with the Reveos device
-  For articles about blood component quality






The Reveos system is available in select markets, and its availability will depend on regulatory clearance in each market.

References From *Vox Sanguinis*




-   AlHumaidan H, AlZaher F, McGee B, Cardoso M. How the KFSHRC Blood Transfusion Service introduced automated processing of whole blood and riboflavin-based PRT. *Vox Sang.* 2018;113(suppl 1):172.
-  Ayerra I, Pérez Aliaga AI, Sánchez J, et al. Routine results of an algorithm for managing the production of blood components. *Vox Sang.* 2022;117(suppl 1):21-22.
-  Ayerra-Balduz I, Pérez-Aliaga A, López J. Whole blood optimization algorithm: Management of platelet inventory to avoid expiry and maximize the volume of plasma recovered. *Vox Sang.* 2021;116(suppl 1):169.
-  Azkarate AA, Perez Vaquero MA, Monge Ruiz J, Vesga Carasa MA, Ramila P, van Waeg G. Storage of platelet pools prepared by semi-automated and fully automated systems. *Vox Sang.* 2013;105(suppl 1):143.
-  Braathen H, Lunde THF, Assmus J, et al. In vitro quality of cold and delayed cold-stored platelet concentrates from interim platelet units during storage for 21 days. *Vox Sang.* 2023;118(6):463-470.
-  Bubinski M, Szykula P, Gronowska A, et al. Fully-automated separation of riboflavin/UV light-treated whole blood into components: Quality of red cell concentrates. *Vox Sang.* 2020;115(suppl 1):178-179.
-  Cid J, Magnano L, Lozano M. Automation of blood component preparation from whole blood collections. *Vox Sang.* 2014;107(1):10-18.
-    Cid J, Comasòlivas N, Pérez-Aliaga A, Illingworth N, Cardoso M. Comparison of automated versus semi-automated whole blood processing systems: A systematic review. *Vox Sang.* 2023;118(4):263-271.
-   Elofsson J, Bergendahl M, Abedi M. Production of pathogen-reduced platelet units using Reveos Automated Blood Processing System and Intercept Dual-Storage Processing Set. *Vox Sang.* 2019;114(suppl 1):122-123.
-   Hamad N, Raouf D, Ibarrola L, Ayoob M. Evaluation of the quality of pathogen inactivated pooled platelet derived from automated whole blood processing system. *Vox Sang.* 2019;114(suppl 1):132.
-  Hartaty S, Chunaeni S, Syafitri Evi Gantini R. Validation for Reveos Automated Blood Processing System in Central Blood Transfusion Service Indonesia. *Vox Sang.* 2019;114(suppl 1):117.
-   Johnson LN, Winter KM, Kwok M, Reid S, Marks DC. Evaluation of the quality of blood components prepared using the Reveos Automated Blood Processing System. *Vox Sang.* 2013;105(3):225-235.

-   Johnson LN, Winter KM, Reid SJ, Hartkopf-Theis T, Kwok M, Marks DC. Quality of components prepared using the Reveos Automated Blood Processing System. *Vox Sang.* 2012;103(suppl 1):112.
-   Król D, Żyła J, Chojnacka-Całus A, Radom B, Dylağ S. The use of a new blood collection kit adequate for direct and automatic blood separation device. *Vox Sang.* 2019; 114(suppl 1):116.
-  Król D, Chojnacka-Całus A, Wyczesany J, Piszczorowicz L, Dylağ S. The quality of pooled platelet concentrate produced from interim platelet unit obtained using an automated blood component separation system. *Vox Sang.* 2019;114(suppl 1):117.
-  Lachert E, Antoniewicz-Papis J, Plodzich A, et al. Validation of ReveosTM system used for routine processing of blood components. *Vox Sang.* 2016;111(suppl 1):148-149.
-  Lohm AH, Hermundstad B, Walbaekken I, Flesland AKB, Mousavi SA. Evaluation of the Reveos Automated Blood Processing System with regard to hemoglobin yield in red blood cell concentrates. *Vox Sang.* 2016;111(suppl 1):153.
-  Lai K, Lau T, Chan V, et al. Evaluation of the quality of blood components prepared by Reveos Automated Blood Separation System. *Vox Sang.* 2017;112(suppl 2):73-74.
-   Lundgren M, Petterssen S, Hesse C, Remneberg-Carlborn P, Lyxe L, Kjeldsen-Kragh J. Results of the implementation of an automated blood processing system at two regional blood transfusion centres in Sweden. *Vox Sang.* 2017; 112(suppl 1):124.
-   Malvaux N, Schumacher A, Cardoso M, De Schrijver E, Defraigne F, Courrier P. Implementing whole blood automation and pathogen reduction at the Red Cross Luxemburg. *Vox Sang.* 2017;112(suppl 1):129.
-   Malvaux N, Schumacher A, Defraigne F, et al. Implementing whole blood automation and platelet pathogen reduction technology at the Red Cross Luxemburg. *Vox Sang.* 2018;113(suppl 1):150.
-   Martínez N, Valdivia E, Fernández A, Casamitjana N, Puig L, Gómez SG. In vitro assessment of pools of pools of intermediate platelet units photochemically treated to deliver two pathogen inactivated platelet concentrates. *Vox Sang.* 2019;114(suppl 1):131-132.
-  Monge Ruiz J, Pérez Vaquero MA, Azkarate AMN, et al. Quality of blood components using the Reveos Automated Blood Processing System. *Vox Sang.* 2013;105(suppl 1):11.
-   Oumeziane N, Genin J, Haymour LB, et al. Investigating the feasibility and efficiency of the Reveos Automated Blood Processing System. *Vox Sang.* 2016;111(suppl 1):149.
-  Pérez Aliaga AI, Martínez LJ, Aranda Arrufat A, et al. Blood components prepared by a new automated blood component separator. *Vox Sang.* 2013;105(suppl 1):127.
-  Pérez Aliaga AI, Moreno de Castillo P, Aranda Arrufat A, Martínez Lorenzo J, Puente Mangirón F, Van Waeg G. Usability study on a new automated blood component separator. *Vox Sang.* 2013;105(suppl 1):127.
-   Pérez Aliaga A, Puente F, Aranda A, Domingo J, Callén L, Bah A. Improvement of blood processing and safety through the implementation of automation and pathogen reduction technology at the blood bank and tissues of Aragon. *Vox Sang.* 2019;114(suppl 1):116.
-  Pérez Aliaga A, Aranda A, Labata G, et al. Comparison of the quality control results of the blood components obtained by buffy-coat method with automated system. *Vox Sang.* 2020;115(suppl 1):161-162.
-  Pérez Vaquero MA, Monge Ruiz J, Azkarate AM, et al. Improvement of efficiency of blood components production using the Reveos Automated Blood Processing System. *Vox Sang.* 2013;105(suppl 1):125-126.
-   Pineau J, Jadoul S, Oresti M, et al. Impact of the Reveos[®] System for whole blood (WB) processing on productivity, blood bank logistics and procedural efficiency. *Vox Sang.* 2017;112(suppl.1):143.
-  Shih A, Appelseth TO, Cardigan R, et al. Not all red cell concentrate units are equivalent: international survey of processing and in vitro quality data. *Vox Sang.* 2019;114(8):783-794.
-    Singhal N, Basnotra R, Kumar R, Singh A, Rout D. Automated manufacturing process to reduce wastage of blood components for better quality outcomes: Preliminary experience from an institution-based blood center. *Vox Sang.* 2022;117(suppl 1):102.
-  Vaz C, Vasconcelos F, Lopes M, et al. Evaluation of quality control of blood components obtained by Reveos system: 4 years of experience. *Vox Sang.* 2018;113(suppl 1):152.
-  Vilshanivska I, Peretiakto D. Evaluation of the quality of platelets from whole blood, comparison of this blood component prepared using the Reveos automated blood processing system and the platelet-rich plasma method. *Vox Sang.* 2020;115(suppl 1):162.
















References From Transfusion and Apheresis Science

-    Malvaux N, Schuhmacher A, Defraigne F, Jacob R, Bah A, Cardoso M. Remodelling whole blood processing through automation and pathogen reduction technology at the Luxembourg Red Cross. *Transfus Apher Sci.* 2021;60(5):103195.
-  Sahlin A, Blomgran R, Berlin G. Granulocyte concentrates prepared from residual leukocyte units produced by the Reveos automated blood processing system. *Transfus Apher Sci.* 2020;59(2):102682.
-  Singh S, Shams Hakimi C, Jeppsson A, Hesse C. Platelet storage lesion in interim platelet unit concentrates: a comparison with buffy-coat and apheresis concentrates. *Transfus Apher Sci.* 2017;56(6):870-874.






References From Transfusion Medicine

-   Fernandes S, Lopes M, Sabio F, Abreu E, Araújo F. Quality control results of blood components prepared with Reveos system during validation period. *Transfus Med.* 2014;24(suppl 1):17.
-  Politis C, Stamoulis K, Grouzi E, et al. Adverse reactions associated with the transfusion of blood components processed with different methods: The impact of automated pre-storage leukocyte depletion. *Transfus Med.* 2022;32(suppl 1):10-11.

References From Transfusion

-  Aga G, Gloor C, Leite C, et al. Interim platelet units prepared from automated whole blood processing meet in vitro acceptance criteria and are less activated than manually prepared PRP platelets. *Transfusion.* 2023;63(suppl 5):126A-127A.
-   Castrillo Fernández A, Arcas Otero C, Castro Lareo A, Díaz Pereira A, Rodríguez Calvo M. et al. Pathogen inactivation of platelet concentrates produced by the Reveos Automated Blood Processing System. *Transfusion.* 2014;54(suppl 2):79A.
-  Castrillo Fernández A, Arcas Otero C, Abalo Martínez M, Rodríguez Calvo M. Quality of blood components prepared by using the Reveos system. *Transfusion.* 2014;54(suppl 2):79A.
-  De Grandmont M, Ducas É, Landry P, et al. Reveos Whole Blood Processing System: optimizing the preparation of pooled platelet concentrates. *Transfusion.* 2016;56(suppl 4):69A.
-  Ducas É, Landry P, De Grandmont MJ, Lewin A, Brouard D. Evaluating red cell concentrate hemolysis for large-scale production using statistical modeling and predictive analytics. *Transfusion.* 2018;58(suppl 2):224A.
-  Fernandez R, Puig L, Ortiz P, et al. Automation in blood bank processing: where we go? *Transfusion.* 2017;57(suppl 3):227A
-  Fernandez R, Bertran S, Blakeslee J, et al. Validation of new blood bags for blood fractioning using Reveos system. *Transfusion.* 2017;57(suppl 3):208A.
-  Hansen K, McGee B. Evaluation of the usability of an automated whole blood processing system. *Transfusion.* 2023;63(suppl 5):115A-116A.
-  Laforce-Lavoie A, De Grandmont M, Cayer M, et al. Evaluation of the Reveos Whole Blood Processing System: quality of red blood cells. *Transfusion.* 2016;56(suppl 4):60A.
-   Lagerberg JW, Salado-Jimena JA, Löf Helena, et al. Evaluation of the quality of blood components obtained after automated separation of whole blood by a new multiunit processor. *Transfusion.* 2013;53(8):1798-1807.
-   Pérez Aliaga AI, Ochoa SS, Fernandez Mayo M, et al. Impact of different protocols on the recovery of fractionated blood components using the Reveos Full Automated System. *Transfusion.* 2021;61(suppl 3):47A-48A.
-  Valdivia Garcia E, Martinez-Llonch N, Pinacho-Oyarábal A, Ortiz Murillo P, Puig Rovira L. Comparison of plasma quality in fresh versus overnight separation of whole blood units using an automated blood processing system (REVEOS). *Transfusion.* 2014;54(suppl 2):103A.

References From Other Publications

-    Pérez Aliaga AI, Labata G, Aranda A, et al. Improvement of blood processing and safety by automation and pathogen reduction technology. *Transfus Med Hemother.* 2021;48(5):290-297.
-   Kumar R, Rout D. To assess quality of blood components prepared by automated blood component separation system: A pilot study. *Asian J Transfus Sci.* 2022;16(suppl 1):S14.

Articles on Related Topics

Smethurst P, Cardigan R. Current challenges in platelet transfusion. *Platelets*. 2022;33(1):5-13.

Pérez Aliaga A, Puente F, Aranda A, et al. Donor value provided by the platelet yield index. *Vox Sang*. 2020;115(suppl 1):135.



Terumo BCT, Inc.

10811 West Collins Ave.
Lakewood, Colorado 80215-4440
USA
USA Phone: 1.877.339.4228
Phone: +1.303.231.4357
Fax: +1.303.542.5215

Terumo BCT Europe N.V.

Europe, Middle East and Africa
Ikaroslaan 41
1930 Zaventem
Belgium
Phone: +32.2.715.0590
Fax: +32.2.721.0770

Terumo BCT Asia Pte. Ltd.

89 Science Park Drive
#04-25 (Lobby B)
The Rutherford
Singapore 118261
Phone: +65.6715.3778
Fax: +65.6774.1419

Terumo BCT Latin America S.A

La Pampa 1517-12th Floor
C1428DZE
Buenos Aires
Argentina
Phone: +54.11.5530.5200
Fax: +54.11.5530.5201

Terumo BCT Japan, Inc.

Tokyo Opera City Tower 49F,
3-20-2, Nishi-Shinjuku,
Shinjuku-ku, Tokyo 163-1450,
Japan
Phone: +81.3.6743.7890
Fax: +81.3.6743.9800